



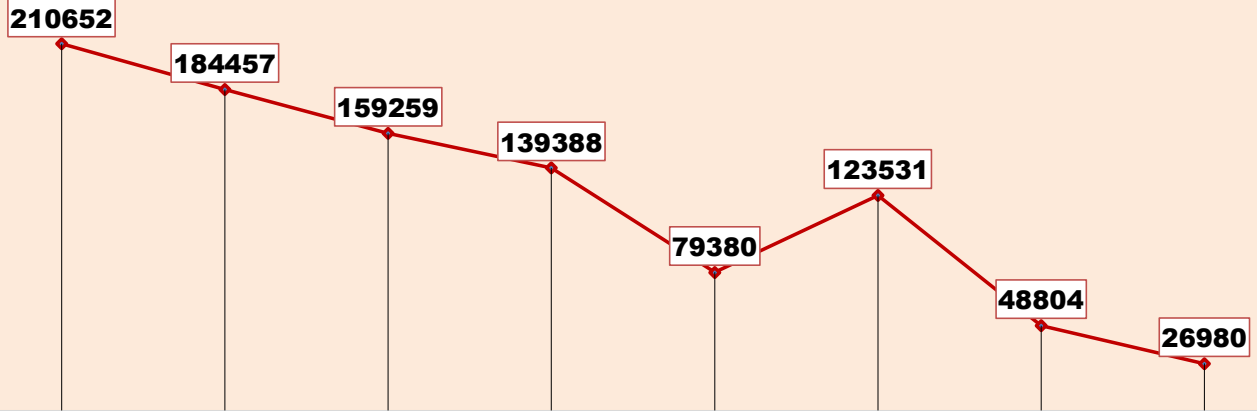
# ग्रामीण गृहनिर्माण

दैनिक प्रगती अहवाल :

०६.०९.२०२३

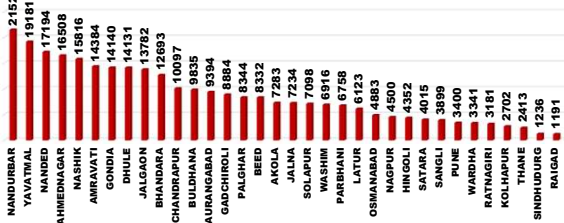
प्रधानमंत्री आवास योजना ग्रामीण – मंजूरी, पूर्ण घरकुले, हप्ते वितरण, भूमिहीन, आर्थिकदृष्ट्या अपुर्ण  
राज्य पुरस्कृत ग्रामीण आवास योजना – मंजूरी, पूर्ण घरकुले, हप्ते वितरण, आर्थिकदृष्ट्या अपुर्ण

योजना	एकूण मंजूरी	दैनिक मंजूरी	एकूण पूर्ण	दैनिक पूर्ण घरकुले	दैनिक पहिला हप्ता वितरित	दैनिक दुसरा हप्ता वितरित	दैनिक तिसरा हप्ता वितरित
प्रधानमंत्री आवास योजना ग्रामीण	१३९०६९०	०	११७७९५०	२८६	२८३	४६४	७४९
राज्य योजना	६१६७३९	६४१	४३८५१६	३५५	३७९	५१४	५८६
एकूण	२००७४२९	६४१	१६१६४६६	६४१	६६२	९७८	१३३५

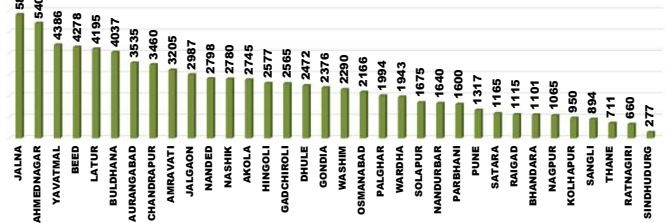


पहिला हप्ता मिळाल्यानंतर ३ महिने उलटूनही अपुर्ण घरकुले  
 पहिला हप्ता मिळाल्यानंतर ६ महिने उलटूनही अपुर्ण घरकुले  
 पहिला हप्ता मिळाल्यानंतर ९ महिने उलटूनही अपुर्ण घरकुले  
 पहिला हप्ता मिळाल्यानंतर १२ महिने उलटूनही अपुर्ण घरकुले  
 पहिला हप्ता मिळाल्यानंतर १८ महिने उलटूनही अपुर्ण घरकुले  
 पहिला हप्ता मिळाल्यानंतर १० दिवसानंतरही दुसरा हप्ता न मिळालेली घरकुले  
 दुसरा हप्ता मिळाल्यानंतर १० दिवसानंतरही तिसरा हप्ता न मिळालेली घरकुले  
 तिसरा हप्ता मिळाल्यानंतर १० दिवसानंतरही अपुर्ण घरांची संख्या

PMAY-G : House completion ( Abhiyan Achievement)



State Schemes : House completion ( Abhiyan Achievement)

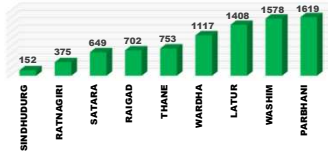


राज्य व्यवस्थापन कक्ष- ग्रामीण गृहनिर्माण

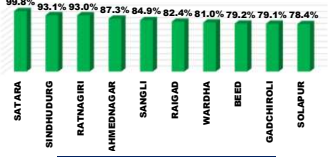
४ था मजला, दक्षिण कक्ष, सिडको भवन, सीबीडी बेलापूर, नवी मुंबई - ४०० ६१४.

# Top and Bottom Ten Districts

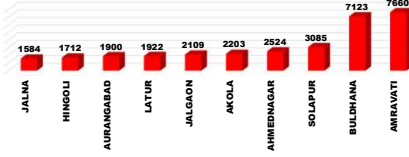
PMAY-G Delayed Houses TOP 10 Dist.



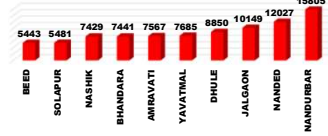
State Schemes Sanction TOP 10 Dist.



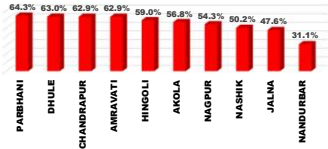
PMAY-G Remaining 1st Installments Bottom 10 Dist.



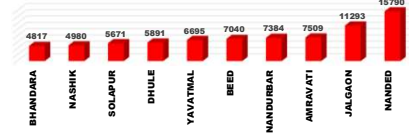
PMAY-G Delayed Houses Bottom 10 Dist.



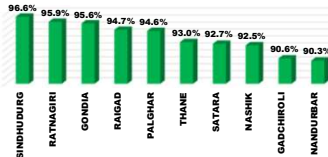
State Schemes Sanction Bottom 10 Dist.



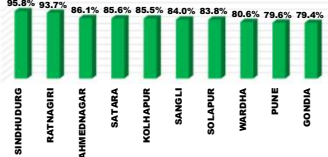
PMAY-G Remaining 2nd Installments Bottom 10 Dist.



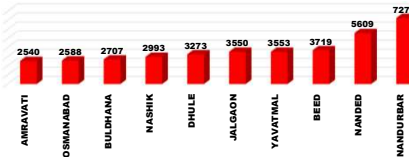
PMAY-G Completion TOP 10 Dist.



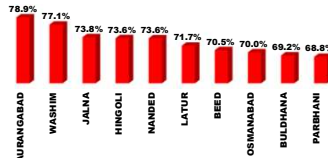
State Schemes Completion TOP 10 Dist.



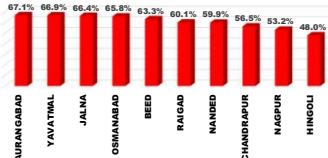
PMAY-G Remaining 3rd Installments Bottom 10 Dist.



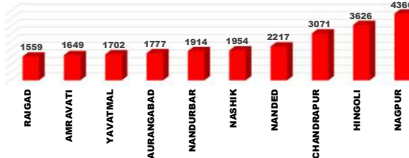
PMAY-G Completion Bottom 10 Dist.




State Schemes Completion Bottom 10 Dist.



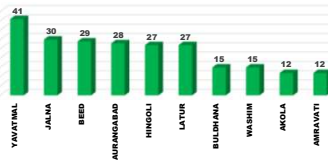
State Schemes Remaining 1st Installments Bottom 10 Dist.



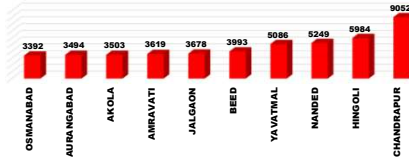
PMAY-G Daily Completion Top 10 Dist.



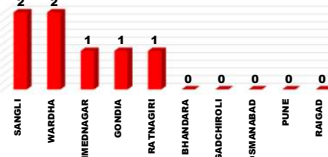
State Schemes Daily Completion Top 10 Dist.



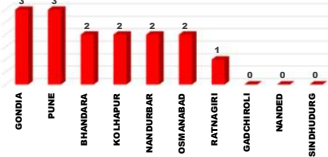
State Schemes Remaining 2nd Installments Bottom 10 Dist.



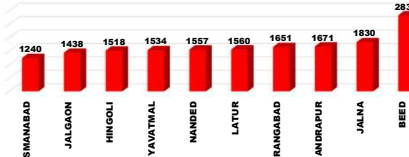
PMAY-G Daily Completion Bottom 10 Dist.



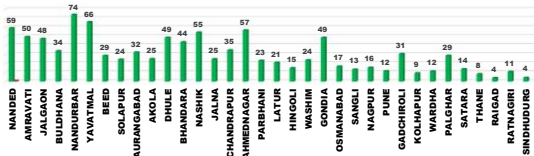
State Schemes Daily Completion Bottom 10 Dist.



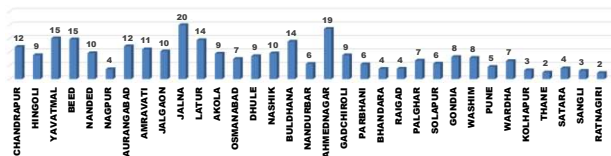
State Schemes Remaining 3rd Installments Bottom 10 Dist.



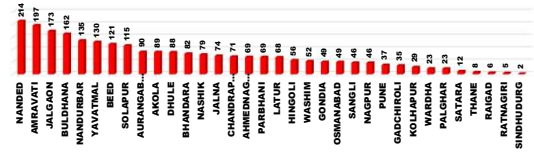
PMAY-G : Current Pace of Completion Per Day (Abhiyan)



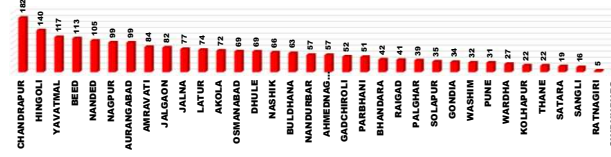
State Schemes : Current Pace of Completion Per Day (Abhiyan)



PMAY-G Required Pace of Completion Per Day



State Schemes Required Pace of Completion Per Day



प्रधानमंत्री आवास योजना ग्रामीण - मंजूरी (PWL+Awaas Plus)

Sr. No.	Division	Target (PWL+Awaas Plus)	05.09.2023	06.09.2023	Daily Achivement	Remaining
1	NASHIK DIV.	411635	411613	411613	0	22
2	AMRAVATI DIV.	268871	268285	268234	0	637
3	AURANGABAD DIV.	235120	234735	234697	0	423
4	NAGPUR DIV.	288089	287810	287795	0	294
5	KONKAN DIV.	69466	69466	69454	0	12
6	PUNE DIV.	119414	118975	118897	0	517
<b>Total</b>		<b>1392595</b>	<b>1390884</b>	<b>1390690</b>	<b>0</b>	<b>1905</b>

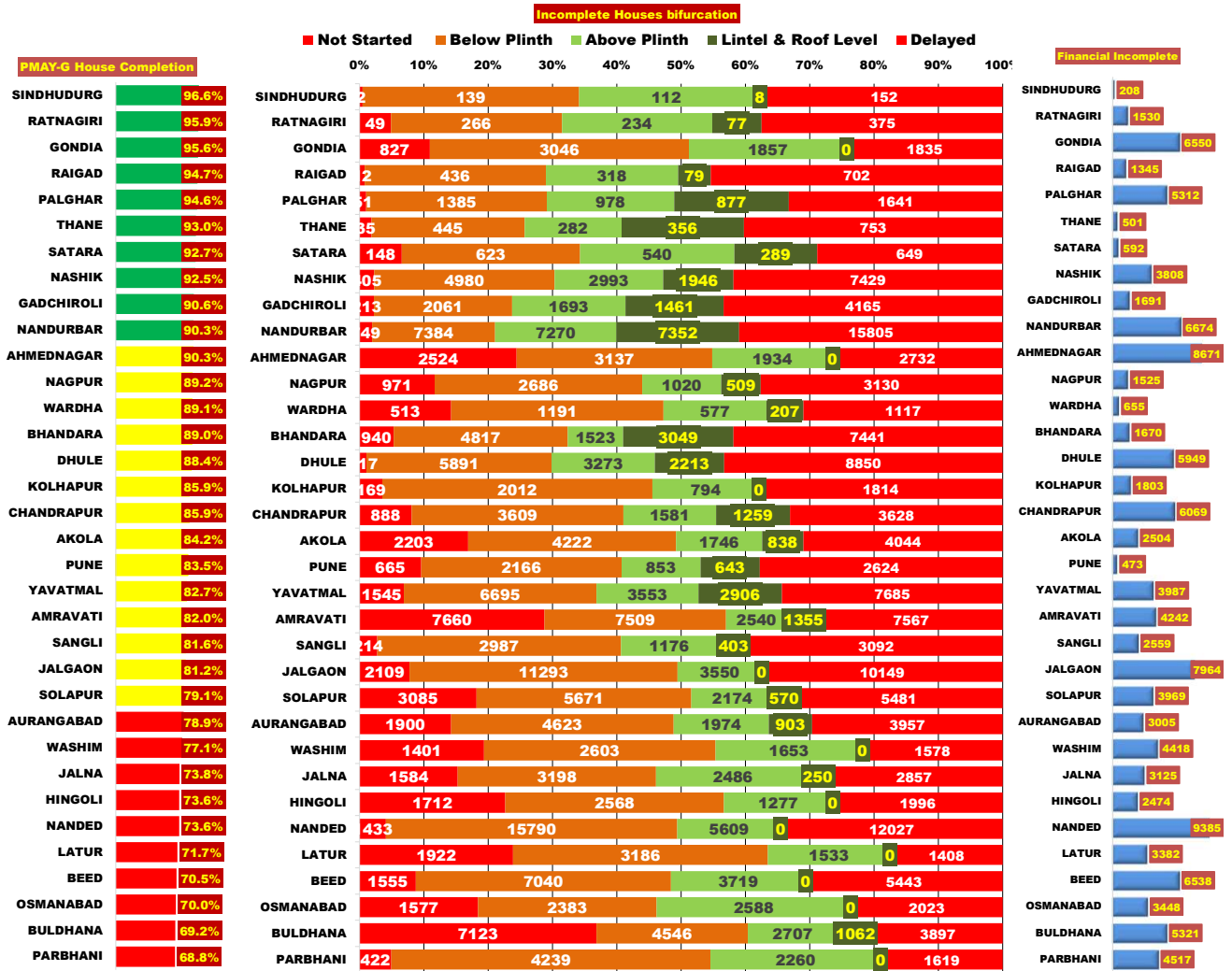
Sr. No.	District	Target (PWL+Awaas Plus)	05.09.2023	06.09.2023	Daily Achivement	Remaining
1	AHMEDNAGAR	60463	60466	60466	0	-3
2	AKOLA	48121	47943	47943	0	178
3	AMRAVATI	92905	92712	92712	0	193
4	AURANGABAD	36139	36139	36139	0	0
5	BEED	34833	34821	34821	0	12
6	CHANDRAPUR	42434	42433	42433	0	1
7	DHULE	64639	64638	64638	0	1
8	GADCHIROLI	31617	31617	31617	0	0
9	GONDIA	95895	95895	95895	0	0
10	HINGOLI	18083	18083	18083	0	0
11	JALGAON	78446	78446	78446	0	0
12	JALNA	24023	24023	24023	0	0
13	KOLHAPUR	17195	17194	17194	0	1
14	LATUR	20368	20368	20368	0	0
15	NAGPUR	36474	36319	36319	0	155
16	NANDURBAR	118784	118760	118760	0	24
17	NASHIK	89303	89303	89303	0	0
18	PALGHAR	35188	35188	35188	0	0
19	PARBHANI	18803	18796	18796	0	7
20	PUNE	19276	19177	19177	0	99
21	RAIGAD	9819	9819	9819	0	0
22	SANGLI	21342	21293	21293	0	49
23	THANE	9572	9572	9572	0	0
24	WARDHA	17861	17825	17825	0	36
25	WASHIM	19363	19361	19361	0	2
26	OSMANABAD	14142	13814	13813	-1	329
27	RATNAGIRI	9791	9791	9789	-2	2
28	YAVATMAL	63815	63602	63599	-3	216
29	SATARA	14494	14447	14442	-5	52
30	SINDHUDURG	5096	5096	5086	-10	10
31	BHANDARA	63808	63721	63706	-15	102
32	NANDED	68729	68691	68654	-37	75
33	BULDHANA	44667	44667	44619	-48	48
34	SOLAPUR	47107	46864	46791	-73	316
<b>Total</b>		<b>1392595</b>	<b>1390884</b>	<b>1390690</b>	<b>0</b>	<b>1905</b>

प्रधानमंत्री आवास योजना - ग्रामीण : भूमिहीन लाभार्थी अहवाल

Sr. No.	District	Google Sheet Report			AwaasSoft Report			
		Total Landless	Provided land	Remaining	Landless beneficiaries tagged in AwaasSoft	Landless beneficiaries provided land	Remaining Landless	Remaining Tag (provided land)
1	DHULE	18	18	0	18	18	0	0
2	GADCHIROLI	9	9	0	9	9	0	0
3	GONDIA	2450	2450	0	2457	2329	128	121
4	KOLHAPUR	257	257	0	253	228	25	29
5	NANDURBAR	0	0	0	0	0	0	0
6	PALGHAR	11	11	0	11	11	0	0
7	RAIGAD	6	6	0	6	6	0	0
8	RATNAGIRI	23	23	0	23	23	0	0
9	SINDHUDURG	420	420	0	418	418	0	2
10	NANDED	354	322	32	372	263	109	59
11	THANE	112	80	32	118	60	58	20
12	BEED	212	125	87	364	66	298	59
13	SATARA	812	714	98	820	629	191	85
14	SANGLI	337	215	122	336	142	194	73
15	NASHIK	1709	1471	238	1686	1162	524	309
16	PARBHANI	307	63	244	297	54	243	9
17	WARDHA	2258	1814	444	2344	1801	543	13
18	PUNE	2069	1603	466	2062	867	1195	736
19	CHANDRAPUR	2451	1918	533	2502	1615	887	303
20	BHANDARA	4893	4086	807	4903	4205	698	-119
21	NAGPUR	4558	3724	834	4465	3531	934	193
22	HINGOLI	1713	796	917	1713	466	1247	330
23	JALNA	1359	406	953	1374	85	1289	321
24	LATUR	2193	1155	1038	2258	815	1443	340
25	JALGAON	22530	21460	1070	22575	20900	1675	560
26	WASHIM	2813	1685	1128	2860	1495	1365	190
27	OSMANABAD	2164	940	1224	2087	102	1985	838
28	YAVATMAL	3066	1778	1288	3191	1519	1672	259
29	AURANGABAD	3266	1700	1566	3155	1805	1350	-105
30	AKOLA	6892	5324	1568	6830	5294	1536	30
31	AHMEDNAGAR	7588	5242	2346	7808	5116	2692	126
32	SOLAPUR	6458	3956	2502	6260	3970	2290	-14
33	BULDHANA	15352	9266	6086	15702	9146	6556	120
34	AMRAVATI	20600	13784	6816	20351	13261	7090	523
	<b>Total</b>	<b>119260</b>	<b>86821</b>	<b>32439</b>	<b>119628</b>	<b>81411</b>	<b>38217</b>	<b>5648</b>

## प्रधानमंत्री आवास योजना ग्रामीण - पूर्ण घरकूले

Sr. No.	Division	Sanction	05.09.2023	06.09.2023	Daily Achivement	Remaining	Completed & verified	Remaining verified
1	AURANGABAD DIV.	234697	171685	171831	146	62866	161813	10018
2	AMRAVATI DIV.	268234	214704	214756	52	53478	204984	9772
3	NASHIK DIV.	411613	365240	365271	31	46342	343472	21799
4	PUNE DIV.	118897	98513	98536	23	20361	93884	4652
5	KONKAN DIV.	69454	65755	65773	18	3681	63313	2460
6	NAGPUR DIV.	287795	261767	261783	16	26012	252236	9547
<b>Total</b>		<b>1390690</b>	<b>1177664</b>	<b>1177950</b>	<b>286</b>	<b>212740</b>	<b>1119702</b>	<b>58248</b>



प्रधानमंत्री आवास योजना ग्रामीण - पूर्ण घरकूले

Sr. No.	District	Sanction	05.09.2023	06.09.2023	Daily Achivement	Remaining	Completed & verified	Remaining verified
1	BEED	34821	24473	24560	87	10261	22750	1810
2	PARBHANI	18796	12902	12931	29	5865	12346	585
3	WASHIM	19361	14903	14922	19	4439	14321	601
4	SOLAPUR	46791	36991	37006	15	9785	35291	1715
5	YAVATMAL	63599	52576	52589	13	11010	48900	3689
6	AKOLA	47943	40369	40380	11	7563	38934	1446
7	DHULE	64638	57115	57126	11	7512	53044	4082
8	AURANGABAD	36139	28516	28526	10	7613	26739	1787
9	NAGPUR	36319	32384	32393	9	3926	31133	1260
10	THANE	9572	8890	8899	9	673	8454	445
11	HINGOLI	18083	13302	13310	8	4773	12772	538
12	NASHIK	89303	82599	82607	8	6696	78979	3628
13	JALGAON	78446	63693	63700	7	14746	61716	1984
14	AMRAVATI	92712	76003	76009	6	16703	73648	2361
15	JALNA	24023	17735	17740	5	6283	16505	1235
16	CHANDRAPUR	42433	36432	36436	4	5997	35096	1340
17	NANDED	68654	50500	50504	4	18150	48199	2305
18	NANDURBAR	118760	107246	107250	4	11510	96005	11245
19	PALGHAR	35188	33271	33275	4	1913	31897	1378
20	SINDHUDURG	5086	4909	4913	4	173	4825	88
21	BULDHANA	44619	30853	30856	3	13763	29181	1675
22	KOLHAPUR	17194	14761	14764	3	2430	14388	376
23	LATUR	20368	14594	14597	3	5771	14100	497
24	SATARA	14442	13387	13390	3	1052	12842	548
25	SANGLI	21293	17364	17366	2	3927	16513	853
26	WARDHA	17825	15878	15880	2	1945	15337	543
27	AHMEDNAGAR	60466	54587	54588	1	5878	53728	860
28	GONDIA	95895	91717	91718	1	4177	91104	614
29	RATNAGIRI	9789	9384	9385	1	404	9163	222
30	BHANDARA	63706	56705	56705	0	7001	53377	3328
31	GADCHIROLI	31617	28651	28651	0	2966	26189	2462
32	OSMANABAD	13813	9663	9663	0	4150	8402	1261
33	PUNE	19177	16010	16010	0	3167	14850	1160
34	RAIGAD	9819	9301	9301	0	518	8974	327
<b>Total</b>		<b>1390690</b>	<b>1177664</b>	<b>1177950</b>	<b>286</b>	<b>212740</b>	<b>1119702</b>	<b>58248</b>

राज्यपुरस्कृत आवास योजना ग्रामीण - मंजूरी

Sr. No.	Division	Target	05.09.2023	06.09.2023	Daily Achivement	Sanction %	Remaining	Sanction State Rank
1	AURANGABAD DIV.	271650	178660	178992	332	65.9%	92658	6
2	NAGPUR DIV.	166001	111914	112141	227	67.6%	53860	4
3	NASHIK DIV.	207115	121443	121499	56	58.7%	85616	5
4	KONKAN DIV.	44680	35269	35292	23	79.0%	9388	1
5	AMRAVATI DIV.	157798	104164	104167	3	66.0%	53631	3
6	PUNE DIV.	79398	64648	64648	0	81.4%	14750	2
<b>Total</b>		<b>926642</b>	<b>616098</b>	<b>616739</b>	<b>641</b>	<b>66.6%</b>	<b>309903</b>	

Sr. No.	District	Target	05.09.2023	06.09.2023	Daily Achivement	Sanction %	Remaining	Sanction State Rank
1	PARBHANI	28866	18297	18548	251	64.3%	10318	22
2	NAGPUR	33291	17885	18070	185	54.3%	15221	29
3	HINGOLI	38798	22811	22892	81	59.0%	15906	30
4	NASHIK	49930	25022	25078	56	50.2%	24852	33
5	CHANDRAPUR	56471	35500	35536	36	62.9%	20935	31
6	THANE	8574	6013	6036	23	70.4%	2538	6
7	GONDIA	18712	13881	13886	5	74.2%	4826	12
8	AMRAVATI	36242	22803	22806	3	62.9%	13436	27
9	GADCHIROLI	20609	16296	16297	1	79.1%	4312	10
10	AHMEDNAGAR	39938	34880	34880	0	87.3%	5058	14
11	AKOLA	34781	19757	19757	0	56.8%	15024	28
12	AURANGABAD	36954	25515	25515	0	69.0%	11439	23
13	BEED	33057	26170	26170	0	79.2%	6887	18
14	BHANDARA	22211	16440	16440	0	74.0%	5771	17
15	BULDHANA	28967	20453	20453	0	70.6%	8514	19
16	DHULE	31410	19799	19799	0	63.0%	11611	24
17	JALGAON	34417	25753	25753	0	74.8%	8664	20
18	JALNA	41057	19537	19537	0	47.6%	21520	32
19	KOLHAPUR	16830	12905	12905	0	76.7%	3925	8
20	LATUR	35747	26745	26745	0	74.8%	9002	21
21	NANDED	34410	22335	22335	0	64.9%	12075	26
22	NANDURBAR	51420	15989	15989	0	31.1%	35431	34
23	OSMANABAD	22761	17250	17250	0	75.8%	5511	16
24	PALGHAR	16073	11748	11748	0	73.1%	4325	11
25	PUNE	17336	13141	13141	0	75.8%	4195	9
26	RAIGAD	10569	8708	8708	0	82.4%	1861	5
27	RATNAGIRI	7197	6690	6690	0	93.0%	507	3
28	SANGLI	10132	8604	8604	0	84.9%	1528	4
29	SATARA	11532	11513	11513	0	99.8%	19	1
30	SINDHUDURG	2267	2110	2110	0	93.1%	157	2
31	SOLAPUR	23568	18485	18485	0	78.4%	5083	15
32	WARDHA	14707	11912	11912	0	81.0%	2795	7
33	WASHIM	15828	10987	10987	0	69.4%	4841	13
34	YAVATMAL	41980	30164	30164	0	71.9%	11816	25
<b>Total</b>		<b>926642</b>	<b>616098</b>	<b>616739</b>	<b>641</b>	<b>66.6%</b>	<b>309903</b>	

राज्यपुरस्कृत आवास योजना ग्रामीण - प्रलंबीत मंजूरी

Sr. No.	Division	रमाई आवास योजना	शबरी आवास योजना	आदीम आवास योजना	पारधी आवास योजना	य.च.मु.व योजना	पुण्यश्लोक अहिल्यादेवी होळकर परकुल योजना	एकूण
1	KONKAN DIV.	1469	7869	25	3	22	0	9388
2	PUNE DIV.	10890	3621	4	55	20	160	14750
3	AMRAVATI DIV.	31964	20049	145	9	1457	7	53631
4	NAGPUR DIV.	27271	22466	122	2	3983	16	53860
5	NASHIK DIV.	21476	64029	61	20	1	29	85616
6	AURANGABAD DIV.	61848	27300	238	26	2360	838	92610
	<b>Total</b>	<b>154918</b>	<b>145334</b>	<b>595</b>	<b>115</b>	<b>7843</b>	<b>1050</b>	<b>309855</b>

Sr. No.	District	रमाई आवास योजना	शबरी आवास योजना	आदीम आवास योजना	पारधी आवास योजना	य.च.मु.व योजना	पुण्यश्लोक अहिल्यादेवी होळकर परकुल योजना	एकूण
1	SATARA	19	0	0	0	0	0	19
2	SINDHUDURG	127	14	16	0	0	0	157
3	RATNAGIRI	400	84	0	1	22	0	507
4	SANGLI	1486	30	0	12	0	0	1528
5	RAIGAD	522	1337	0	2	0	0	1861
6	THANE	321	2211	6	0	0	0	2538
7	WARDHA	587	2185	23	0	0	0	2795
8	KOLHAPUR	3730	35	0	0	0	160	3925
9	PUNE	842	3315	4	14	20	0	4195
10	GADCHIROLI	1080	3206	26	0	0	0	4312
11	PALGHAR	99	4223	3	0	0	0	4325
12	GONDIA	3233	1578	0	0	0	15	4826
13	WASHIM	3625	1216	0	0	0	0	4841
14	AHMEDNAGAR	2653	2405	0	0	0	0	5058
15	SOLAPUR	4813	241	0	29	0	0	5083
16	OSMANABAD	5108	264	0	0	139	0	5511
17	BHANDARA	3871	1446	0	0	453	1	5771
18	BEED	5583	1298	0	6	0	0	6887
19	BULDHANA	5765	2742	0	0	0	7	8514
20	JALGAON	3602	5029	0	4	0	29	8664
21	LATUR	7165	933	0	4	67	833	9002
22	PARBHANI	7664	2558	0	0	48	0	10270
23	AURANGABAD	7172	4261	0	6	0	0	11439
24	DHULE	3860	7750	0	0	1	0	11611
25	YAVATMAL	5759	4617	145	1	1294	0	11816
26	NANDED	5212	6617	238	8	0	0	12075
27	AMRAVATI	5253	8013	0	7	163	0	13436
28	AKOLA	11562	3461	0	1	0	0	15024
29	NAGPUR	12087	3130	0	0	4	0	15221
30	HINGOLI	6964	8942	0	0	0	0	15906
31	CHANDRAPUR	6413	10921	73	2	3526	0	20935
32	JALNA	16980	2427	0	2	2106	5	21520
33	NASHIK	10414	14371	61	6	0	0	24852
34	NANDURBAR	947	34474	0	10	0	0	35431
	<b>Total</b>	<b>154918</b>	<b>145334</b>	<b>595</b>	<b>115</b>	<b>7843</b>	<b>1050</b>	<b>309855</b>



राज्यपुरस्कृत आवास योजना ग्रामीण - पूर्ण घरकूले

Sr. No.	Division	Sanction	05.09.2023	06.09.2023	Daily Achivement	Completion %	Remaining	To be Completed in Per Day till 30.11.23
1	AURANGABAD DIV.	178992	116917	117064	147	65.4%	61928	729
2	AMRAVATI DIV.	104167	72766	72861	95	69.9%	31306	368
3	KONKAN DIV.	35292	26102	26131	29	74.0%	9161	108
4	NASHIK DIV.	121499	93310	93339	29	76.8%	28160	331
5	PUNE DIV.	64648	54038	54066	28	83.6%	10582	124
6	NAGPUR DIV.	112141	75028	75055	27	66.9%	37086	436
	<b>Total</b>	<b>616739</b>	<b>438161</b>	<b>438516</b>	<b>355</b>	<b>71.1%</b>	<b>178223</b>	<b>2097</b>

Sr. No.	District	Sanction	05.09.2023	06.09.2023	Daily Achivement	Completion %	Remaining	To be Completed in Per Day till 30.11.23
1	YAVATMAL	30164	20143	20184	41	66.9%	9980	117
2	JALNA	19537	12948	12978	30	66.4%	6559	77
3	BEED	26170	16532	16561	29	63.3%	9609	113
4	AURANGABAD	25515	17080	17108	28	67.1%	8407	99
5	HINGOLI	22892	10972	10999	27	48.0%	11893	140
6	LATUR	26745	20398	20425	27	76.4%	6320	74
7	BULDHANA	20453	15048	15063	15	73.6%	5390	63
8	WASHIM	10987	8254	8269	15	75.3%	2718	32
9	AKOLA	19757	13667	13679	12	69.2%	6078	72
10	AMRAVATI	22806	15654	15666	12	68.7%	7140	84
11	THANE	6036	4170	4182	12	69.3%	1854	22
12	PALGHAR	11748	8414	8424	10	71.7%	3324	39
13	WARDHA	11912	9587	9597	10	80.6%	2315	27
14	NASHIK	25078	19483	19492	9	77.7%	5586	66
15	SOLAPUR	18485	15482	15491	9	83.8%	2994	35
16	DHULE	19799	13953	13961	8	70.5%	5838	69
17	SANGLI	8604	7217	7224	7	84.0%	1380	16
18	SATARA	11513	9849	9856	7	85.6%	1657	19
19	CHANDRAPUR	35536	20059	20065	6	56.5%	15471	182
20	JALGAON	25753	18746	18752	6	72.8%	7001	82
21	NAGPUR	18070	9615	9621	6	53.2%	8449	99
22	RAIGAD	8708	5229	5235	6	60.1%	3473	41
23	AHMEDNAGAR	34880	30025	30029	4	86.1%	4851	57
24	PARBHANI	18548	14244	14248	4	76.8%	4300	51
25	GONDIA	13886	11023	11026	3	79.4%	2860	34
26	PUNE	13141	10463	10466	3	79.6%	2675	31
27	BHANDARA	16440	12870	12872	2	78.3%	3568	42
28	KOLHAPUR	12905	11027	11029	2	85.5%	1876	22
29	NANDURBAR	15989	11103	11105	2	69.5%	4884	57
30	OSMANABAD	17250	11356	11358	2	65.8%	5892	69
31	RATNAGIRI	6690	6268	6269	1	93.7%	421	5
32	GADCHIROLI	16297	11874	11874	0	72.9%	4423	52
33	NANDED	22335	13387	13387	0	59.9%	8948	105
34	SINDHUDURG	2110	2021	2021	0	95.8%	89	1
	<b>Total</b>	<b>616739</b>	<b>438161</b>	<b>438516</b>	<b>355</b>	<b>71.1%</b>	<b>178223</b>	<b>2097</b>

## राज्य योजना अपूर्ण घरकुले

Sr. No.	Division	रमाई आवास योजना	शबरी आवास योजना	आदीम आवास योजना	पारधी आवास योजना	य.च.मु.व योजना	एएमएलोक अहिल्यादेवी होळकर घरकुल योजना	एकूण
1	KONKAN DIV.	1030	7595	516	0	8	12	9161
2	PUNE DIV.	9115	937	56	57	52	365	10582
3	NASHIK DIV.	11724	16045	25	125	78	163	28160
4	AMRAVATI DIV.	17056	10771	2210	200	987	82	31306
5	NAGPUR DIV.	11246	20472	765	23	4559	21	37086
6	AURANGABAD DIV.	51951	9102	46	63	464	100	61726
	<b>Total</b>	<b>102122</b>	<b>64922</b>	<b>3618</b>	<b>468</b>	<b>6148</b>	<b>743</b>	<b>178021</b>

Sr. No.	District	रमाई आवास योजना	शबरी आवास योजना	आदीम आवास योजना	पारधी आवास योजना	य.च.मु.व योजना	एएमएलोक अहिल्यादेवी होळकर घरकुल योजना	एकूण
1	SINDHUDURG	88	1	0	0	0	0	89
2	RATNAGIRI	388	21	4	0	8	0	421
3	AHMEDNAGAR	2612	2203	0	16	20	0	4851
4	SATARA	1587	38	0	0	32	0	1657
5	KOLHAPUR	1480	12	0	0	19	365	1876
6	SANGLI	1369	7	0	4	0	0	1380
7	SOLAPUR	2908	77	0	8	1	0	2994
8	WARDHA	1459	629	226	1	0	0	2315
9	PUNE	1771	803	56	45	0	0	2675
10	GONDIA	1411	1449	0	0	0	0	2860
11	BHANDARA	1537	1200	0	0	810	21	3568
12	NASHIK	2544	2988	25	29	0	0	5586
13	PARBHANI	3225	671	0	0	202	0	4098
14	LATUR	6191	129	0	0	0	0	6320
15	WASHIM	1764	949	0	2	0	3	2718
16	BULDHANA	4812	482	0	17	0	79	5390
17	GADCHIROLI	1358	2777	288	0	0	0	4423
18	JALGAON	3300	3472	0	66	0	163	7001
19	PALGHAR	65	3139	120	0	0	0	3324
20	DHULE	2280	3486	0	14	58	0	5838
21	NANDURBAR	988	3896	0	0	0	0	4884
22	THANE	256	1368	230	0	0	0	1854
23	AKOLA	4739	1304	0	35	0	0	6078
24	AMRAVATI	3429	3548	0	28	135	0	7140
25	AURANGABAD	7082	1318	0	7	0	0	8407
26	YAVATMAL	2312	4488	2210	118	852	0	9980
27	JALNA	6261	74	0	7	117	100	6559
28	OSMANABAD	5629	77	0	41	145	0	5892
29	BEED	9130	471	0	8	0	0	9609
30	RAIGAD	233	3066	162	0	0	12	3473
31	NANDED	8470	432	46	0	0	0	8948
32	CHANDRAPUR	4635	6827	251	16	3742	0	15471
33	NAGPUR	846	7590	0	6	7	0	8449
34	HINGOLI	5963	5930	0	0	0	0	11893
	<b>Total</b>	<b>102122</b>	<b>64922</b>	<b>3618</b>	<b>468</b>	<b>6148</b>	<b>743</b>	<b>178021</b>

प्रधानमंत्री आवास योजना ग्रामीण - हप्ते वितरण

Sr. No.	Division	1st Installment (Daily Achivement)	1st Installment Remaining	2nd Installment (Daily Achivement)	2nd Installment Remaining	3rd Installment (Daily Achivement)	3rd Installment Remaining
1	AURANGABAD DIV.	174	12105	143	43027	257	21446
2	NASHIK DIV.	20	6004	117	32685	165	19020
3	AMRAVATI DIV.	58	19932	85	25575	138	12199
4	NAGPUR DIV.	19	4352	48	17410	109	8251
5	PUNE DIV.	12	4281	71	13459	77	5537
6	KONKAN DIV.	0	149	0	2671	3	1924
<b>Total</b>		<b>283</b>	<b>46823</b>	<b>464</b>	<b>134827</b>	<b>749</b>	<b>68377</b>

PMAY-G 1st Ins Pending

SINDHUDURG	2
RAIGAD	12
THANE	35
RATNAGIRI	49
PALGHAR	51
SATARA	148
KOLHAPUR	169
GADCHIROLI	213
SANGLI	214
DHULE	217
NASHIK	405
PARBHANI	422
WARDHA	513
PUNE	665
NANDURBAR	749
GONDIA	827
CHANDRAPUR	888
BHANDARA	940
NAGPUR	971
WASHIM	1401
NANDED	1433
YAVATMAL	1545
BEED	1555
OSMANABAD	1577
JALNA	1584
HINGOLI	1712
AURANGABAD	1900
LATUR	1922
JALGAON	2109
AKOLA	2203
AHMEDNAGAR	2524
SOLAPUR	3085
BULDHANA	7123
AMRAVATI	7660

PMAY-G 2nd Ins Pending

SINDHUDURG	139
RATNAGIRI	266
RAIGAD	436
THANE	445
SATARA	623
WARDHA	1191
PALGHAR	1385
KOLHAPUR	2012
GADCHIROLI	2061
PUNE	2166
OSMANABAD	2383
HINGOLI	2568
WASHIM	2603
NAGPUR	2686
SANGLI	2987
GONDIA	3046
AHMEDNAGAR	3137
LATUR	3186
JALNA	3198
CHANDRAPUR	3609
AKOLA	4222
PARBHANI	4239
BULDHANA	4546
AURANGABAD	4623
BHANDARA	4817
NASHIK	4980
SOLAPUR	5671
DHULE	5891
YAVATMAL	6695
BEED	7040
NANDURBAR	7384
AMRAVATI	7509
JALGAON	11293
NANDED	15790

PMAY-G 3rd Ins Pending

SINDHUDURG	112
RATNAGIRI	234
THANE	282
RAIGAD	318
SATARA	540
WARDHA	577
KOLHAPUR	794
PUNE	853
PALGHAR	978
NAGPUR	1020
SANGLI	1176
HINGOLI	1277
BHANDARA	1523
LATUR	1533
CHANDRAPUR	1581
WASHIM	1653
GADCHIROLI	1693
AKOLA	1746
GONDIA	1857
AHMEDNAGAR	1934
AURANGABAD	1974
SOLAPUR	2174
PARBHANI	2260
JALNA	2486
AMRAVATI	2540
OSMANABAD	2588
BULDHANA	2707
NASHIK	2993
DHULE	3273
JALGAON	3550
YAVATMAL	3553
BEED	3719
NANDED	5609
NANDURBAR	7270

प्रधानमंत्री आवास योजना ग्रामीण - हप्ते वितरण

Sr. No.	District	1st Installment (Daily Achivement)	1st Installment Remaining	2nd Installment (Daily Achivement)	2nd Installment Remaining	3rd Installment (Daily Achivement)	3rd Installment Remaining
1	OSMANABAD	157	1577	56	2383	61	2588
2	SOLAPUR	12	3085	47	5671	68	2174
3	DHULE	3	217	34	5891	76	3273
4	YAVATMAL	21	1545	25	6695	63	3553
5	JALNA	5	1584	25	3198	72	2486
6	JALGAON	7	2109	38	11293	45	3550
7	NASHIK	7	405	38	4980	32	2993
8	AKOLA	12	2203	34	4222	30	1746
9	GONDIA	7	827	16	3046	51	1857
10	NANDED	11	1433	11	15790	47	5609
11	AMRAVATI	20	7660	15	7509	31	2540
12	LATUR	1	1922	18	3186	45	1533
13	BHANDARA	8	940	12	4817	15	1523
14	NAGPUR	4	971	11	2686	17	1020
15	PARBHANI	0	422	6	4239	18	2260
16	AHMEDNAGAR	1	2524	7	3137	12	1934
17	GADCHIROLI	0	213	5	2061	15	1693
18	HINGOLI	0	1712	9	2568	8	1277
19	WASHIM	0	1401	6	2603	11	1653
20	AURANGABAD	0	1900	9	4623	5	1974
21	BULDHANA	5	7123	5	4546	3	2707
22	SATARA	-1	148	7	623	5	540
23	CHANDRAPUR	0	888	4	3609	7	1581
24	BEED	0	1555	9	7040	1	3719
25	KOLHAPUR	0	169	10	2012	0	794
26	SANGLI	0	214	3	2987	4	1176
27	PUNE	0	665	4	2166	0	853
28	WARDHA	0	513	0	1191	4	577
29	PALGHAR	0	51	0	1385	3	978
30	NANDURBAR	2	749	0	7384	0	7270
31	RAIGAD	0	12	0	436	0	318
32	RATNAGIRI	0	49	0	266	0	234
33	SINDHUDURG	0	2	0	139	0	112
34	THANE	0	35	0	445	0	282
	<b>Total</b>	<b>283</b>	<b>46823</b>	<b>464</b>	<b>134827</b>	<b>749</b>	<b>68377</b>

राज्यपुरस्कृत आवास योजना ग्रामीण - हप्ते वितरण

Sr. No.	Division	1st Installment (Daily Achivement)	1st Installment Remaining	2nd Installment (Daily Achivement)	2nd Installment Remaining	3rd Installment (Daily Achivement)	3rd Installment Remaining
1	AURANGABAD DIV.	58	12632	375	29771	400	13139
2	AMRAVATI DIV.	113	4779	56	15387	66	4951
3	NASHIK DIV.	79	6226	31	11260	49	5420
4	NAGPUR DIV.	64	10053	32	17916	58	4219
5	PUNE DIV.	51	2347	10	4460	4	1731
6	KONKAN DIV.	14	2822	10	3096	9	1265
<b>Total</b>		<b>379</b>	<b>38859</b>	<b>514</b>	<b>81890</b>	<b>586</b>	<b>30725</b>

State Schemes 1st Ins Pending

SINDHUDURG	4
RATNAGIRI	42
PALGHAR	124
SANGLI	198
PUNE	336
BULDHANA	446
WASHIM	491
AKOLA	491
BHANDARA	493
GONDIA	496
KOLHAPUR	511
SOLAPUR	554
AHMEDNAGAR	670
SATARA	748
DHULE	748
WARDHA	761
PARBHANI	773
GADCHIROLI	866
JALNA	896
JALGAON	940
LATUR	968
THANE	1093
OSMANABAD	1113
BEED	1262
RAIGAD	1559
AMRAVATI	1649
YAVATMAL	1702
AURANGABAD	1777
NANDURBAR	1914
NASHIK	1954
NANDED	2217
CHANDRAPUR	3071
HINGOLI	3626
NAGPUR	4366

State Schemes 2nd Ins Pending

SINDHUDURG	53
RATNAGIRI	115
THANE	263
SATARA	463
SANGLI	639
NANDURBAR	714
WARDHA	950
KOLHAPUR	965
RAIGAD	1025
PUNE	1055
SOLAPUR	1338
GONDIA	1376
WASHIM	1425
GADCHIROLI	1503
NASHIK	1615
PALGHAR	1640
BHANDARA	1743
BULDHANA	1754
JALNA	2385
DHULE	2483
PARBHANI	2486
AHMEDNAGAR	2770
LATUR	2788
NAGPUR	3292
OSMANABAD	3392
AURANGABAD	3494
AKOLA	3503
AMRAVATI	3619
JALGAON	3678
BEED	3993
YAVATMAL	5086
NANDED	5249
HINGOLI	5984
CHANDRAPUR	9052

State Schemes 3rd Ins Pending

SINDHUDURG	19
RATNAGIRI	82
THANE	153
SATARA	184
KOLHAPUR	245
WARDHA	255
SANGLI	277
NAGPUR	360
BHANDARA	371
RAIGAD	439
PUNE	464
GONDIA	531
SOLAPUR	561
PALGHAR	572
WASHIM	679
AMRAVATI	739
NASHIK	809
NANDURBAR	831
PARBHANI	953
AKOLA	953
GADCHIROLI	1031
BULDHANA	1046
DHULE	1168
AHMEDNAGAR	1174
OSMANABAD	1240
JALGAON	1438
HINGOLI	1518
YAVATMAL	1534
NANDED	1557
LATUR	1560
AURANGABAD	1651
CHANDRAPUR	1671
JALNA	1830
BEED	2830

राज्यपुरस्कृत आवास योजना ग्रामीण -हप्ते वितरण

Sr. No.	District	1st Installment (Daily Achivement)	1st Installment Remaining	2nd Installment (Daily Achivement)	2nd Installment Remaining	3rd Installment (Daily Achivement)	3rd Installment Remaining
1	BEED	23	1262	250	3993	239	2830
2	HINGOLI	9	3626	87	5984	65	1518
3	AKOLA	79	491	29	3503	15	953
4	GONDIA	13	496	22	1376	47	531
5	DHULE	1	748	25	2483	40	1168
6	AMRAVATI	33	1649	8	3619	22	739
7	PARBHANI	10	773	17	2486	27	953
8	AHMEDNAGAR	48	670	2	2770	1	1174
9	SATARA	42	748	0	463	0	184
10	NAGPUR	30	4366	6	3292	5	360
11	WASHIM	0	491	11	1425	21	679
12	AURANGABAD	0	1777	0	3494	29	1651
13	NANDED	12	2217	9	5249	8	1557
14	NASHIK	28	1954	0	1615	0	809
15	LATUR	0	968	7	2788	19	1560
16	JALNA	4	896	5	2385	13	1830
17	CHANDRAPUR	17	3071	2	9052	2	1671
18	PALGHAR	13	124	7	1640	0	572
19	PUNE	9	336	5	1055	0	464
20	THANE	0	1093	3	263	9	153
21	JALGAON	2	940	3	3678	6	1438
22	YAVATMAL	1	1702	6	5086	4	1534
23	BHANDARA	4	493	2	1743	4	371
24	BULDHANA	0	446	2	1754	4	1046
25	SOLAPUR	0	554	3	1338	1	561
26	NANDURBAR	0	1914	1	714	2	831
27	SANGLI	0	198	0	639	3	277
28	KOLHAPUR	0	511	2	965	0	245
29	SINDHUDURG	1	4	0	53	0	19
30	GADCHIROLI	0	866	0	1503	0	1031
31	OSMANABAD	0	1113	0	3392	0	1240
32	RAIGAD	0	1559	0	1025	0	439
33	RATNAGIRI	0	42	0	115	0	82
34	WARDHA	0	761	0	950	0	255
	<b>Total</b>	<b>379</b>	<b>38859</b>	<b>514</b>	<b>81890</b>	<b>586</b>	<b>30725</b>

## प्रधानमंत्री आवास योजना ग्रामीण - Delayed Houses

■ पहिला हप्ता मिळाल्यानंतर १२ महिने उलटूनही अपूर्ण घरकुले
 ■ पहिला हप्ता मिळाल्यानंतर १८ महिने उलटूनही अपूर्ण घरकुले
 ■ पहिला हप्ता मिळाल्यानंतर १० दिवसानंतरही दुसरा हप्ता न मिळालेले घरकुले
 ■ दुसरा हप्ता मिळाल्यानंतर १० दिवसानंतरही तिसरा हप्ता न मिळालेले घरकुले
 ■ तिसरा हप्ता मिळाल्यानंतर १० दिवसानंतरही अपूर्ण घरांची संख्या

जिल्हा	पहिला हप्ता मिळाल्यानंतर १२ महिने उलटूनही अपूर्ण घरकुले	पहिला हप्ता मिळाल्यानंतर १८ महिने उलटूनही अपूर्ण घरकुले	पहिला हप्ता मिळाल्यानंतर १० दिवसानंतरही दुसरा हप्ता न मिळालेले घरकुले	दुसरा हप्ता मिळाल्यानंतर १० दिवसानंतरही तिसरा हप्ता न मिळालेले घरकुले	तिसरा हप्ता मिळाल्यानंतर १० दिवसानंतरही अपूर्ण घरांची संख्या
AHMEDNAGAR	2732	1539	3027	1645	34
AKOLA	4037	3154	3551	1052	633
AMRAVATI	7559	5076	6824	1752	1153
AURANGABAD	3945	2064	4314	1380	711
BEED	5400	1795	6038	2216	551
BHANDARA	7440	4357	4107	1086	2607
BULDHANA	3897	1925	4084	1489	876
CHANDRAPUR	3625	1819	3129	1021	777
DHULE	8825	3855	5577	2554	1835
GADCHIROLI	4165	2414	2006	1407	1322
GONDIA	1834	1495	2833	1415	220
HINGOLI	1991	635	2394	829	165
JALGAON	10145	6306	10712	2462	615
JALNA	2849	1012	2980	1652	465
KOLHAPUR	1802	843	1726	574	147
LATUR	1408	644	3091	890	108
NAGPUR	3117	2262	2461	821	627
NANDED	12022	8246	15010	3484	395
NANDURBAR	15787	9861	7150	5836	6284
NASHIK	7422	4046	4616	2400	1740
OSMANABAD	2023	552	1563	2334	12
PALGHAR	1639	541	1293	829	889
PARBHANI	1618	671	3923	1317	113
PUNE	2619	1698	1903	706	621
RAIGAD	702	430	422	271	165
RATNAGIRI	373	34	253	197	144
SANGLI	3089	2021	2768	820	310
SATARA	640	246	567	360	240
SINDHUDURG	149	53	134	104	37
SOLAPUR	5462	4158	5104	1473	638
THANE	734	167	445	245	296
WARDHA	1109	662	961	490	210
WASHIM	1567	749	2234	1151	45
YAVATMAL	7662	4050	6331	2542	1995